


# BI xPress Compile Scripts

Last Modified on 09 February 2022

**EOL:** BI xPress will reach its [end of life](#) date on June 15, 2022. See the [Solarwinds End of Life Policy](#) for more information.

## Introduction

Feature	Description
	When working with packages in a 64 bit environment that were originally created in 32 bit, you may get <b>Binary script not found</b> BIDS errors. To fix these errors without BI xPress, you would have to open and close each script. BI xPress allows developers to automate this process and save time by compiling every script within a project.

## Feature Highlights

- Automates script compiling in SSIS packages

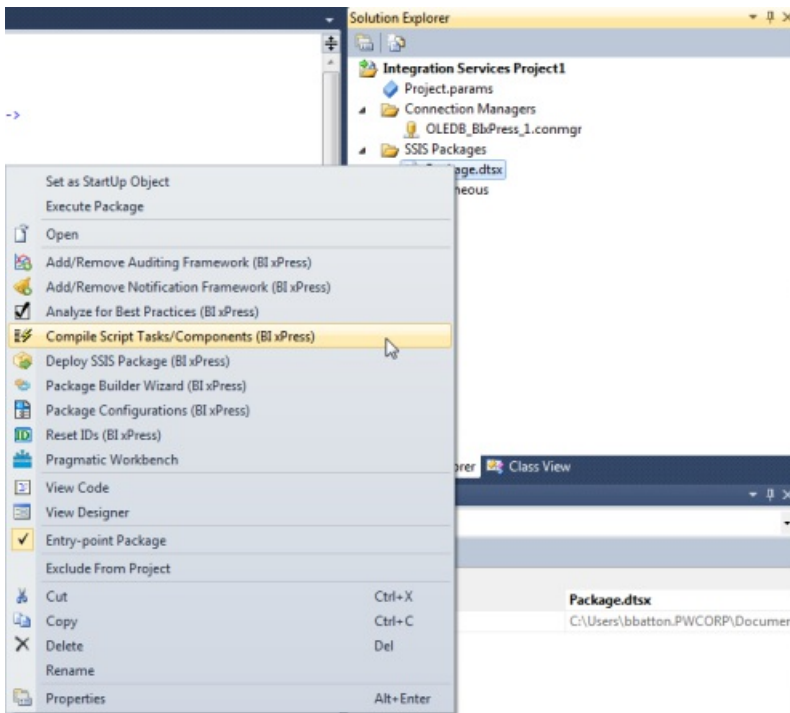
Compile Scripts with BI xPress by doing one of the following:

- Right Click an SSIS project in Visual Studio and select **Compile Script Tasks/ Components (BI xPress)**
- Compile Scripts during deployment

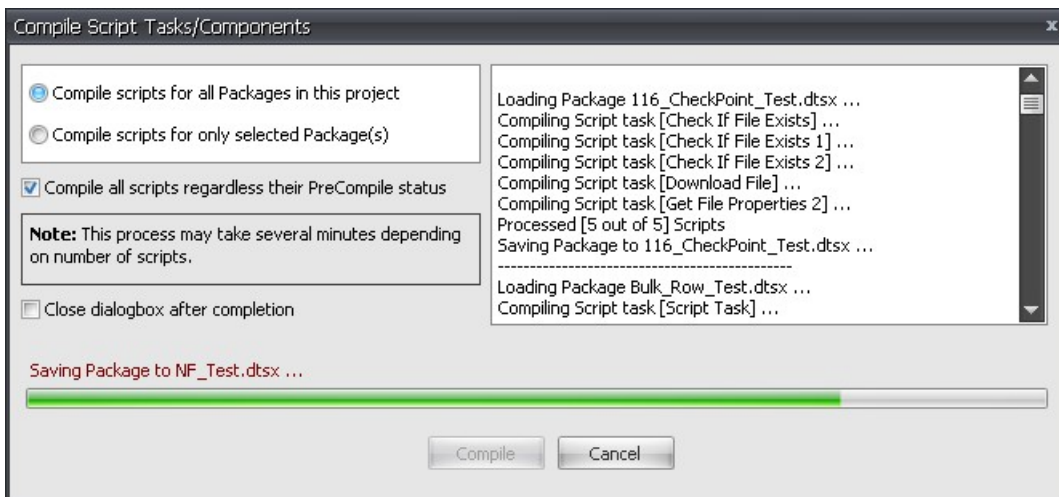
## Compiling Scripts in Visual Studio

Compile your scripts in visual studio by completing the following steps:

1. Open the desired SSIS project in Visual Studio. Right click on the SSIS package in the Solution Explorer and select **Compile Script Tasks/ Components (BI xPress)** to open the **Compile Script Tasks/Components** window.



2. Select to compile scripts for all packages in this project or just the selected package. Select **Compile** to begin compiling your selected scripts.



## Compiling Scripts during Deployment

Select the **BI xPress Deployment** component and set your compiling options from the **Package Deployment** window.

### Deployment Options

Specify package and configuration deployment options



#### Package Deployment Options

Deploy Packages Prompt If Exist

Change CheckPoint folder location to:  
 Browse

Note: Enter new folder location for checkpoint files only if they are stored at different location on target machine.

Change Package Protection level to  
DontSaveSensitive ?

- Copy Folder Structure
  - Automatically create missing folders on the target (No Prompt)
- Compile script tasks/components during deployment
  - Compile all scripts (Uncheck if you want to skip precompiled scripts)



#### Configuration Deployment Options

Deploy XML config files Prompt If Different

Change XML config file location to:  
 Browse

Note: Enter new folder location for config files only if they are stored at different location on target machine (e.g. instead of C:\Config you can Change to D:\Config).

#### Credentials to access Remote File System

- Use my current windows credentials
- Use different credentials

User Name (Admin level) Password

You must be a member of Administrators group on the remote machine to perform file system operations during deployment.