

SentryOne Test Web Portal Data Driven Testing

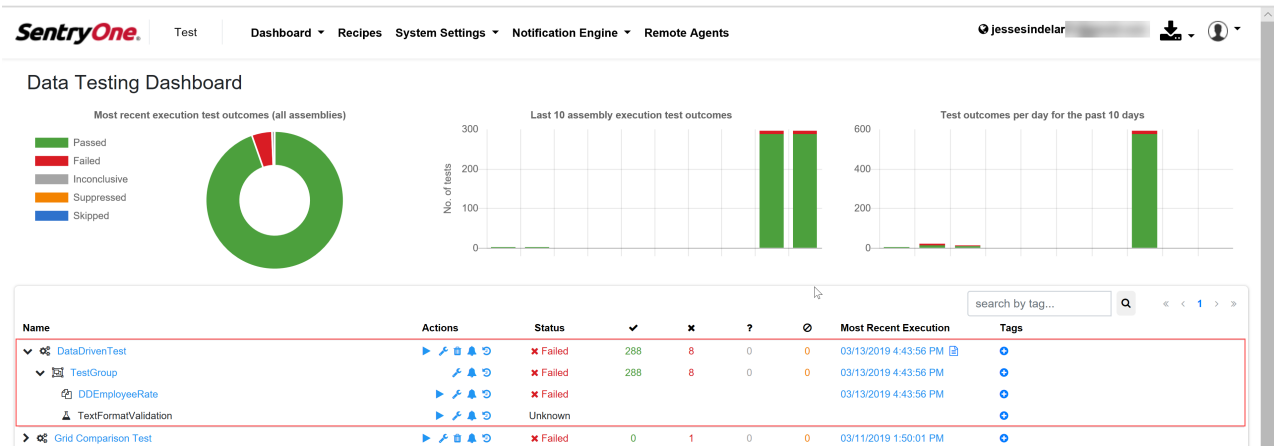
Last Modified on 15 February 2022

EOL: SentryOne Test will reach its [end of life](#) date on June 15, 2022. See the [Solarwinds End of Life Policy](#) for more information.

Data Driven Testing

Data driven testing allows you to repeat the same test many times, based on dynamic source data. Each row of evaluated data in a Data Driven test represents a separate scenario based around a testing structure, with different variables, and possibly different results. Data Driven Tests that are published to the SentryOne Test Web Portal display in this way, with each row from the evaluated data representing an individual testing component. In the SentryOne Test Web Portal users can inspect each individual scenario as a separate test online.

Note: For information about creating a Data Driven Test in the Visual Studio Extension, see the [Data Driven Testing Visual Studio Extension](#) article.



Data Driven Tests that are published to the SentryOne Test Web Portal display on the [Data Testing Dashboard](#). Drill down into a selected test assembly, and select the test component with the page icon to open the **Data Driven Test Cases** page.



Data Driven Test Cases

DDEmployeeRate Data Driven Test Cases

DataDrivenTest / TestGroup / DDEmployeeRate (Test Cases)

Start	BaseRate \uparrow	Status \uparrow	Duration
03/13/2019 4:43:42 PM	72.1154	Failed	0.74s
03/13/2019 4:42:24 PM	50.4808	Failed	0.65s
03/13/2019 4:42:17 PM	84.1346	Failed	0.78s
03/13/2019 4:42:12 PM	60.0962	Failed	0.64s
03/13/2019 4:42:11 PM	60.0962	Failed	0.64s
03/13/2019 4:41:50 PM	125.5	Failed	0.65s
03/13/2019 4:41:02 PM	50.4808	Failed	0.69s
03/13/2019 4:40:41 PM	63.4615	Failed	0.92s
03/13/2019 4:43:56 PM	23.0769	Passed	0.80s
03/13/2019 4:43:55 PM	23.0769	Passed	0.66s
03/13/2019 4:43:54 PM	48.101	Passed	0.55s
03/13/2019 4:43:53 PM	23.0769	Passed	0.57s
03/13/2019 4:43:53 PM	23.0769	Passed	0.56s
03/13/2019 4:43:52 PM	23.0769	Passed	0.58s
03/13/2019 4:43:51 PM	48.101	Passed	0.57s
03/13/2019 4:43:51 PM	23.0769	Passed	0.55s
03/13/2019 4:43:50 PM	23.0769	Passed	0.56s
03/13/2019 4:43:49 PM	23.0769	Passed	0.58s
03/13/2019 4:43:49 PM	23.0769	Passed	0.58s

The Data Driven Test Cases page displays detailed data about the most recent Data Driven test execution. Each line represents a row of data that was tested, and is considered to be an individual test in the assembly.

Function	Description
Start	The time when the individual row was tested during the execution.
Parameter	The parameters that are set within the test assembly display detail data about the contents of the tested row. These parameters are configured within the Visual Studio Extension.
Status	The result of the test.
Duration	The amount time taken to execute the test.

Select a Start time to open the [Execution details](#) page for the selected test.

DDEmployeeRate Data Driven Test Cases

Start	BaseRate \uparrow	Status \uparrow	Duration
03/13/2019 4:43:42 PM	72.1154	Failed	0.74s
03/13/2019 4:42:24 PM	50.4808	Failed	0.65s
03/13/2019 4:42:17 PM	84.1346	Failed	0.78s
03/13/2019 4:42:12 PM	60.0962	Failed	0.64s
03/13/2019 4:42:11 PM	60.0962	Failed	0.64s
03/13/2019 4:41:50 PM	125.5	Failed	0.65s
03/13/2019 4:41:02 PM	50.4808	Failed	0.69s
03/13/2019 4:40:41 PM	63.4615	Failed	0.92s
03/13/2019 4:43:56 PM	23.0769	Passed	0.80s
03/13/2019 4:43:55 PM	23.0769	Passed	0.66s
03/13/2019 4:43:54 PM	48.101	Passed	0.55s
03/13/2019 4:43:53 PM	23.0769	Passed	0.57s
03/13/2019 4:43:53 PM	23.0769	Passed	0.56s
03/13/2019 4:43:52 PM	23.0769	Passed	0.58s
03/13/2019 4:43:51 PM	48.101	Passed	0.57s
03/13/2019 4:43:51 PM	23.0769	Passed	0.55s
03/13/2019 4:43:50 PM	23.0769	Passed	0.56s
03/13/2019 4:43:49 PM	23.0769	Passed	0.58s
03/13/2019 4:43:49 PM	23.0769	Passed	0.58s

DDEmployeeRate Execution Details (Test Case)

Start: 03/13/2019 11:38:42 AM, Base: 03/13/2019 11:38:42 AM, Run Time: 0.74s

Name	Type	Status	Duration
Base	Data Driven Test	Failed	0.74s
Range Check	Assert	Failed	0.41s

Select the assertion on the **Data Driven Test Execution Details (Test Case)** page to open the **Assertion Details** page.

DDEmployeeRate Execution Details (Test Case)

Start: 03/13/2019 11:38:42 AM, Base: 03/13/2019 11:38:42 AM, Run Time: 0.74s

Name	Type	Status	Duration
Base	Data Driven Test	Failed	0.74s
Range Check	Assert	Failed	0.41s

Assertion Details

Message/Exception: 01108

✓ Range Check - Is Inside Lower Bound (Passed)

Expected	Actual
5	15.1162

✗ Range Check - Is Inside Upper Bound (Failed)

Expected	Actual
30	22.1154

Exception Messages: No exception messages were captured.

Annotations: Annotations have not yet been assigned.

Creating a Data Driven Test

Example: Create a Data Driven test via the SentryOne Test Web Portal with the Database table row count comparison Recipe.


Select **Create a data-driven test with a case for each table** to enable Data Driven Testing during the recipe configuration.

Recipe

Recipe Database table row count comparison
Description Checks the row counts between database tables

Name:

Test Framework:

Create a data-driven test with a case for each table 

Remote Agent:

Source Database Provider:


Source Connection String:

Use Source Provider and Connection for Target

Target Database Provider:

Target Connection String:

Source Tables: Target Tables:

 **Additional Information:** For more information about the recipes in the SentryOne Test Web Portal, see the [Recipes](#) topic.