

Loads/Backups/Restores

Last Modified on 06 May 2021

Loads/Backups/Restores tab

View information about both in-process and historical events through the **Loads/Backups/Restores** tab.

Name	Command	Login	Total Elapsed Time	Submit Time	Start Time	End Time	Login Time	Status	Progress	Operation Type	Mode	Database	Table	Principal ID	Session ID
Scheduler	Scheduler	System	00:00:00:20.794	2020-03-16 10:58:34.013	2020-03-16 10:58:34.077	2020-03-16 10:58:54.780	2020-03-16 10:58:34.030	COMPLETED	100%	BACKUP	FULL	fabric:/Worker/DW/activeb...			0

Total Elapsed Time	Node Name	Node Type	Status	Progress	Start Time	End Time
00:00:00:12.830	DB.8	Compute	COMPLETED	100%	2020-03-16 10:58:34.560	2020-03-16 10:58:47.390
00:00:00:11.580	DB.26	Compute	COMPLETED	100%	2020-03-16 10:58:34.560	2020-03-16 10:58:46.140
00:00:00:03.327	DB.46	Compute	COMPLETED	100%	2020-03-16 10:58:34.483	2020-03-16 10:58:37.810
00:00:00:01.360	DB.58	Compute	COMPLETED	100%	2020-03-16 10:58:34.560	2020-03-16 10:58:35.920

Loader Backup Runs Grid

The **Loader Backup Runs** grid displays data loads entering into the Azure Synapse target, as well as backups and restores of the Azure Synapse target itself. Organize the displayed information to quickly correlate performance activity in your Azure Synapse environment.

Name	Command	Login	Total Elapsed Time	Submit Time	Start Time	End Time	Login Time	Status	Progress	Operation Type	Mode	Database	Table	Principal ID	Session ID
Scheduler	Scheduler	System	00:00:00:20.794	2020-03-16 10:58:34.013	2020-03-16 10:58:34.077	2020-03-16 10:58:54.780	2020-03-16 10:58:34.030	COMPLETED	100%	BACKUP	FULL	fabric:/Worker/DW/activeb...			0

Loader Backup Run Details Grid

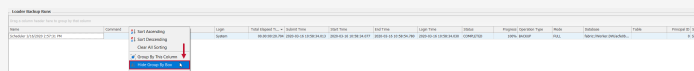
The **Loader Backup Run Details** grid displays detailed information about data loads entering into the Azure Synapse target, as well as backups and restores of the Azure Synapse target itself. Organize the displayed information to quickly correlate performance activity in your Azure Synapse environment.

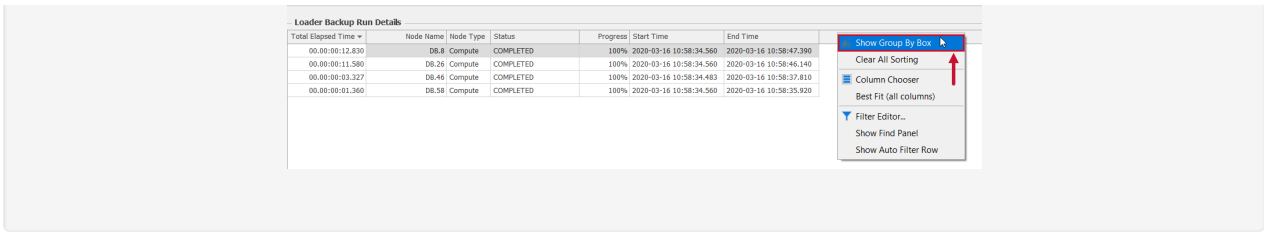
Total Elapsed Time	Node Name	Node Type	Status	Progress	Start Time	End Time
00:00:00:12.830	DB.8	Compute	COMPLETED	100%	2020-03-16 10:58:34.560	2020-03-16 10:58:47.390
00:00:00:11.580	DB.26	Compute	COMPLETED	100%	2020-03-16 10:58:34.560	2020-03-16 10:58:46.140
00:00:00:03.327	DB.46	Compute	COMPLETED	100%	2020-03-16 10:58:34.483	2020-03-16 10:58:37.810
00:00:00:01.360	DB.58	Compute	COMPLETED	100%	2020-03-16 10:58:34.560	2020-03-16 10:58:35.920

Grouping Queries

For information about grouping queries in the Loader Backup Runs grid, see the [Data Grids](#) topic.

Note: Hide the **Group by** box by right-clicking the Group by area, and then selecting **Hide Group by box** from the context menu. Open the **Group By Box** by right-clicking a header, and then selecting **Show Group By Box** from the context menu.





Sorting Queries by Columns

For information about sorting queries by column, see the [Data Grids](#) topic.

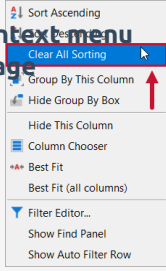
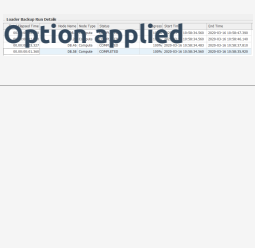
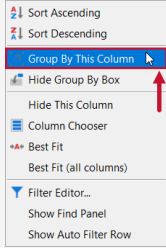
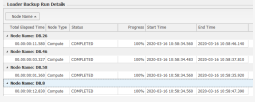
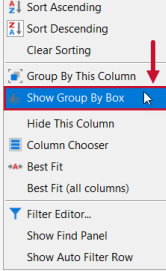
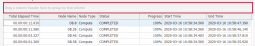
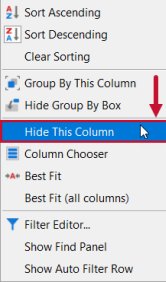
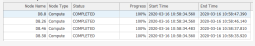
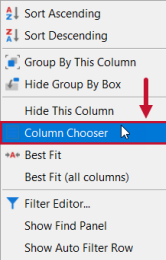
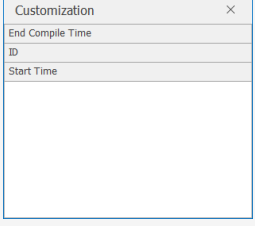
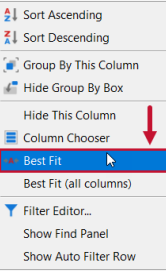
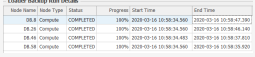
Filtering Columns

For information about filtering columns, see the [Data Grids](#) topic.

Additional Context Menu Options

Access the following additional context menu options by right-clicking a column header in any grid:

Context menu option	Description	Context menu Image	Option applied
Sort Ascending	Sorts the selected column by ascending order.		
Sort Descending	Sorts the selected column by descending order.		
Clear Sorting	Clears the sorting options for the selected column.		

<p>Context menu</p> <p>Description</p>	<p>Clears all sorting for the selected pane.</p>	<p>Context menu Image</p> 	<p>Option applied</p> 
<p>Group By This Column</p>	<p>Groups the displayed information by the selected column.</p>		
<p>Show Group by box</p>	<p>Shows the group by box for the selected pane.</p>		
<p>Hide This Column</p>	<p>Hides the selected column.</p>		
<p>Column Chooser</p>	<p>Opens the Column Chooser. The Column Chooser provides additional columns to sort information.</p>		
<p>Best Fit</p>	<p>Expands the information for the selected column.</p>		

Context menu option Best Fit (all columns)	Description Expands the information for all columns.	Context menu Image 	Option applied 
Filter Editor	Opens the filter editor.		
Show Find Panel	Opens the Find Panel. Use this panel to locate specific text within your selected pane.		
Show Auto Filter Row	Opens the Auto Filter Row. Use the Auto Filter Row to add specific filters within your selected pane.		

Using Jump to

[Jump To](#) takes you to any of the following options when selecting any query on the **Loads/Backups/Restores** tab:

- **Calendar**
- **DMS Dashboard**
- **Distributed Queries**

To use the **Jump To** context menu option complete the following steps:

1. Select a query in any grid, and then right click the query to open the context menu.

Loader Backup Run Details							
Total Elapsed Time	Node Name	Node Type	Status	Progress	Start Time	End Time	
00.00:00:12.830	DB.8	Compute	COMPLETED	100%	2020-03-16 10:58:34.560	2020-03-16 10:58:47.390	
00.00:00:11.580	DB.26	Compute	COMPLETED	100%	2020-03-16 10:58:34.560	2020-03-16 10:58:46.140	
00.00:00:03.327	DB.46	Compute	COMPLETED	100%	2020-03-16 10:58:34.483	2020-03-16 10:58:37.810	
00.00:00:01.360	DB.58	Compute	COMPLETED	100%	2020-03-16 10:58:34.560	2020-03-16 10:58:35.920	

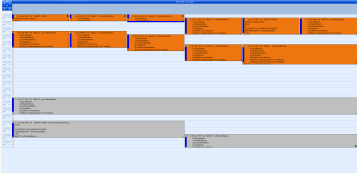

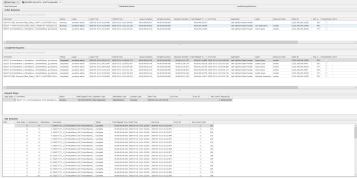
2. Select **Jump To** > desired option from the context menu to open the desired option.

Loader Backup Run Details							
Total Elapsed Time	Node Name	Node Type	Status	Progress	Start Time	End Time	
00.00:00:12.830	DB.8	Compute	COMPLETED	100%	2020-03-16 10:58:34.560	2020-03-16 10:58:47.390	
00.00:00:11.580	DB.26	Compute	COMPLETED	100%	2020-03-16 10:58:34.560	2020-03-16 10:58:46.140	
00.00:00:03.327	DB.46	Compute	COMPLETED	100%	2020-03-16 10:58:34.483	2020-03-16 10:58:37.810	
00.00:00:01.360	DB.58	Compute	COMPLETED	100%	2020-03-16 10:58:34.560	2020-03-16 10:58:35.920	

Jump To >

- Calendar
- DMS Dashboard
- Distributed Queries

Jump To Options

Jump to Option	Description	Image
Jump To > Calendar	Opens the Event Calendar view for the selected query.	
Jump To > DMS Dashboard	Opens the DMS Dashboard with metrics for the selected query.	
Jump To > Distributed Queries	Opens the Distributed Queries tab with metrics for the selected query.	

Copying Queries

Copy query cells, rows, or all data by selecting and right clicking a query, and then selecting the desired option from the context menu.

Loader Backup Run Details							
Total Elapsed Time	Node Name	Node Type	Status	Progress	Start Time	End Time	
00.00:00:12.830	DB.8	Compute	COMPLETED	100%	2020-03-16 10:58:34.560	2020-03-16 10:58:47.390	
00.00:00:11.580	DB.26	Compute	COMPLETED	100%	2020-03-16 10:58:34.560	2020-03-16 10:58:46.140	
00.00:00:03.327	DB.46	Compute	COMPLETED	100%	2020-03-16 10:58:34.483	2020-03-16 10:58:37.810	
00.00:00:01.360	DB.58	Compute	COMPLETED	100%	2020-03-16 10:58:34.560	2020-03-16 10:58:35.920	

Jump To >

Copy >

- Cell
- Row
- All

