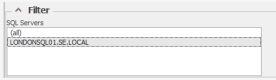
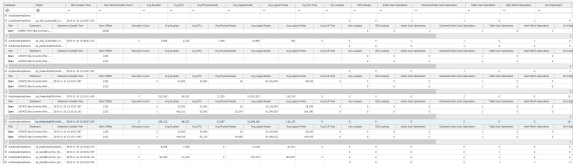
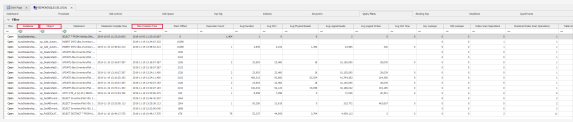
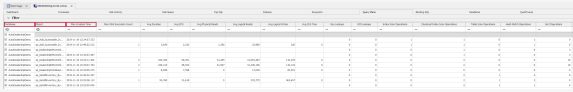


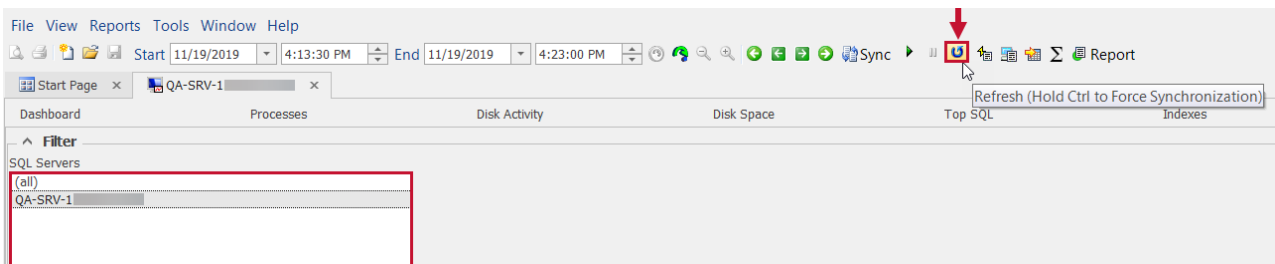
Display Panes

Display Pane	Image
The Filter pane allows you to filter the Query Plans by SQL Server.	
The Bottom pane lists the records matching the current filters. There are two modes for this pane: Default and Totals .	
Default lists all events for the active date range in a standard list format, sorted in order by Database name, Object name, and Plan Creation Time (descending).	
Totals lists all events for the active date range in a standard list format, sorted in order by Database name, Object name, and Plan Creation Time (descending).	

Controls

Top Pane

After changing the filter, select **Refresh** , or press **F5** to apply the filter.



Bottom Pane

To open the plan in the **Query Plan Analysis** window, select the **Open** button under the **Plan** column. (If the **Show Totals** button is selected, you need to expand the **Database Name** to see the **Plan** column).

